
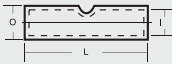




**Compression Joint ( BS 4579 )  
Non Tension Proof  
for Copper Conductor**

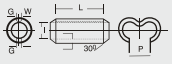
- Electrolytic high conductivity copper
- Electro finned plated
- With inspection hole



Product Ref.	Conductor Size mm <sup>2</sup>	Dimensions mm		
		I	O	L
CTL-1.5	1.5	1.8	3.7	15
CTL-2.5	2.5	2.4	4.0	18
CTL-44	3.1	4.8	19	
CTL-66	3.8	5.5	20	
CTL-10	10	4.5	6.2	23
CTL-16	16	5.4	7.1	25
CTL-20	20	6.0	7.7	35
CTL-25	25	6.8	8.8	35
CTL-35	35	8.2	10.6	38
CTL-50	50	9.5	12.4	42
CTL-70	70	11.2	14.7	47
CTL-95	95	13.5	17.4	47
CTL-120	120	15.0	19.4	65
CTL-150	150	16.5	21.2	65
CTL-185	185	18.5	23.5	67
CTL-240	240	21.0	26.5	80
CTL-300	300	23.5	30.0	89
CTL-400	400	26.8	34.8	100
CTL-500	500	30.0	39.0	115
CTL-630	630	35.0	45.0	115
CTL-800	800	39.0	50.6	230
CTL-1000	1000	43.0	56.2	230

**Weak Back Ferrules ( BS 1977 )  
Soldering Type**

- Electrolytic high conductivity copper
- Electro finned plated



Product Ref.	Conductor Size mm <sup>2</sup>	Dimensions mm						
		I	C	G	L	T	P	W
CWB-6	6	3.0	4.6	2.0	20.0	0.8	3.0	-
CWB-10	10	4.4	6.0	2.0	25.0	0.8	4.0	-
CWB-16	16	5.5	7.5	2.0	25.0	1.0	5.0	1.5
CWB-25	25	7.0	9.0	2.0	30.0	1.0	7.0	1.5
CWB-35	35	8.0	10.4	2.0	35.0	1.2	8.0	1.5
CWB-50	50	9.5	11.9	2.0	40.0	1.2	9.0	1.5
CWB-70	70	12.0	14.6	3.0	45.0	1.4	12.0	3.0
CWB-95	95	13.5	16.3	3.0	50.0	1.4	13.0	3.0
CWB-120	120	15.5	18.7	4.0	55.0	1.6	15.0	3.0
CWB-150	150	17.0	20.6	4.0	60.0	1.8	16.0	3.0
CWB-185	185	18.5	22.9	4.0	65.0	2.2	18.0	5.0
CWB-225	225	20.5	24.9	5.0	75.0	2.2	20.0	5.0
CWB-240	240	22.0	26.4	5.0	80.0	2.2	21.0	5.0
CWB-300	300	24.0	29.6	5.0	85.0	2.8	23.0	5.0
CWB-400	400	28.5	34.7	7.0	95.0	3.1	27.0	5.0
CWB-500	500	30.5	37.5	7.0	105.0	3.5	30.0	5.0
CWB-625	625	34.9	42.5	8.0	115.0	4.0	33.0	5.0